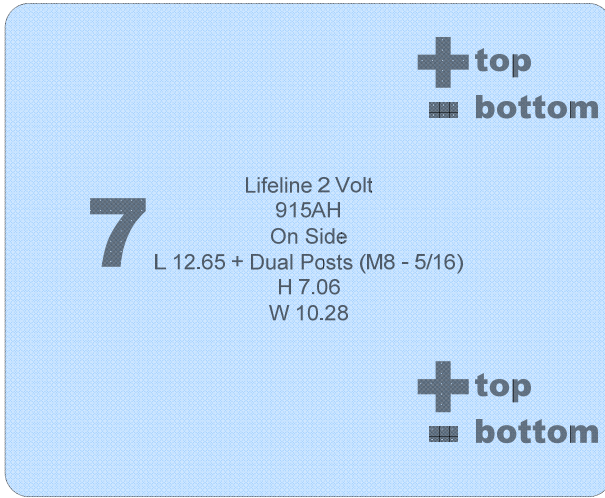
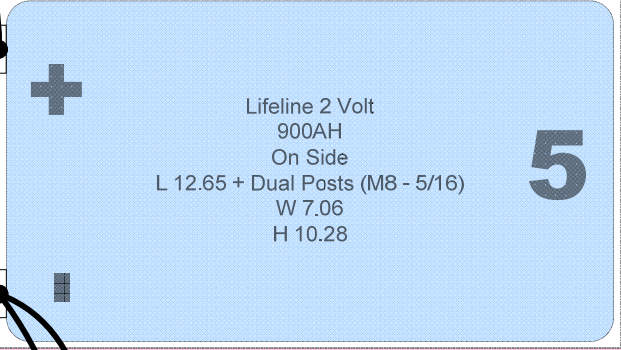
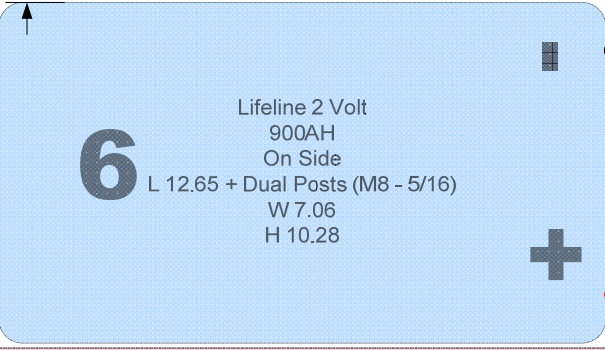
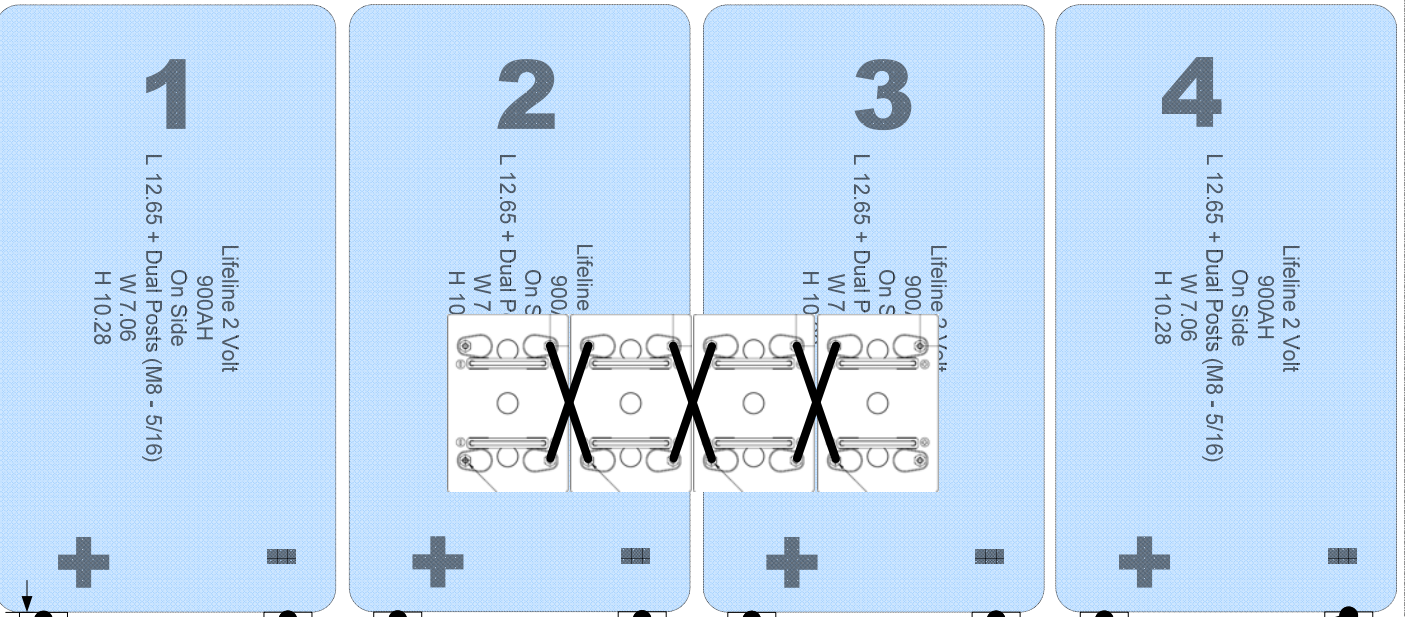


Aluminum Battery Tray located under  
cabin sole below companionway steps.

29.52

21.50



2/0 Tinned Cable Requirements				
Color	Length*	Qty	End 1	End 2
Red	15	4	5/16	3/8
Black	8	6	5/16	5/16
Black	15	4	5/16	5/16
Black	18	1	5/16	5/16
Black	11	1	5/16	5/16
Black	15	2	5/16	3/8

\* hole-to-hole in inches

Swap Batt 6 with Batt 7 by  
changing red wires on positive bus.

Note: After 1 year swap  
batteries 6 & 7 with 3 & 4.

3/8"-16 (M10)

Neg Bus

Pos Bus

S/V BEATRIX - KELLY-PETERSON 44 #286 (1980)

TITLE

Main Battery Bank Design - 900AH GPL-6CT-2V 900AH six + spare (c)

REV	SCALE	PAGE	DATE	DRAWN BY
A	1: 4	4 OF 13	3/20/2011	JEFF